

Cable Pulling Winches



Capstan winch KSW-E

Support winch HSW-B 750 ZP

Cable pusher VSG-H 400

Hydraulic cable winches KZW-H

Steel cable for winches



Cable pulling winches KSW-E

with two capstans

Compact, powerful and versatile



When cable laying either in ducts or industrial buildings, KATIMEX® capstan winches offer a **compact** and powerful unit which is **economical and hard wearing**.

Usage is simple, safe and practical even when used under limited working space such as an industrial plant.


KATIMEX® electric capstan winches are specifically designed to be fixed and used in different working positions to give different pulling directions.

The capstan winches are available with pulling forces from 2.5 kN up to 20 kN.

By several slings of the rope around the capstan head and a light pre-stress at the open end of the rope, the full pulling force can be used.

All winches feature **two capstans of large and smaller diameters**. Pulling speed and force can be altered by choice of capstan used. This enables a quick adaption to **changing circumstances** whilst cable laying.

Using the well designed KATIMEX® capstan winches **reduces time and man-power**, as well as onerous, physical work, that may result in a high risk of injury.



Support Winch HSW-B 750 ZP

with pulling force measurement and recording

Strong - Innovative - Compact



The HSW-B 750 support winches are perfectly suited to pull heavy winch ropes of bigger winches with great pulling force in to empty ducts or cable trays. Due to the pulling force measurement even lighter power cables or telecommunication cables can be pulled over long distances, without risk. A protocol provides the required information for the clients.

Katimex offers three versions of the HSW-B 750:

HSW-B 750	support winch
HSW-B 750 Z	with pulling force display via dynamometer and shutdown
HSW-B 750 ZP	with pulling force recording and digital display of length, pulling force and speed and a shutdown function

A reliable and powerful **HONDA 4-stroke petrol engine** drives the drum via v-belt. An interposed **wet clutch** ensures a smooth pull at all times. The wet clutch disconnects the power connection autonomously at idle, so that the v-belt does not need to be released. It insures a smooth powerful connection when the engine speed is increased.

Depending on the model, the engine can be started electrically or with a pull starter. The mobile and compact design of the HSW-B winches offers various possible applications and a handling suitable for the construction site.

The **HSW-B 750 ZP** is equipped with a pulling force measurement including a recording function and a shutdown. The control unit has an internal memory with usb-port so that the report can be saved as a PDF-file on an USB-stick. The shutdown prevents the cable from exceeding the maximum pulling force given by the manufacturer. Due to the freely rotating drum the HSW-B can also be used to blow in cables.

The HSW-B series winches are built according to the latest EG-guide regulations.





Support winch HSW-B 750 ZP with pulling force measurement

Quality features:



The easily removable cable drum allows exchanging the reel even without tools on the construction site within seconds. Possible reasons for an exchange can be that the rope needs to be extended or to swap to another rope diameter,

Katimex offers ropes in the range from 1100 m with Ø 4 mm via 700 m with Ø 5 mm to 500 m with 6 mm diameter. We recommend a steel rope with 6 mm diameter, to ensure the double safety of the maximum breaking load by horizontal cable pulls.

typ	engine	pulling force	weight	art.-no.
HSW-B 750 ZP	6.5 kW	750 daN	139 kg	105577
HSW-B 750 Z	6.5 kW	750 daN	135 kg	105576
HSW-B 750 *	6.5 kW	750 daN	120 kg	105575

*without measuring device for pulling force

Options:

Description	Art.-no.
1. Spare cable drum for HSW-B, aluminum, empty	105591
2. Steel cable, Ø 4 mm, length 1100 m, breaking load 10,3 kN	105674
3. Steel cable, Ø 5 mm, length 700 m, breaking load 16 kN	105675
4. Steel cable, Ø 6 mm, length 500 m, breaking load 23 kN	105676

By releasing the V-belt the cable drum can be unlocked so it can also be used to blow in cables.



If different cable diameters are required or the cable needs to be extended, the drum can be exchanged easily. This way a complex re-coiling is no longer required. Therefore we optionally offer spare reel.



The current pulling force is monitored by a measuring device. Due to the electrical contact within the gauge the winch engine is cut off if the predefined pulling force is exceeded. The improved control panel is more intuitive, the housing is waterproof and equipped with connections suitable for construction sites, the display is even larger and in colour and the time is updated via GPS.



Material/Features:

HSW-B 750 ZP / HSW-B 750 Z / HSW-B 750

- Compact, lightweight construction
- Disengagable cable drum with high capacity
- Pulling speed up to 70 m / min.
- Pulling force up to 750 daN
- Height-adjustable support feet
- V-belt tensioner with clamping lever
- Cable drum protection
- Manual rope layering
- Pulling force measurement with recording
- New hinged handle for an easier transport



Cable pulling winch KSW-E

Tension Belts



Tension Belts with Ratchet

are suited best as a safety element on cable trays and everywhere, where the usage of ground nails is prohibited.

Fits to the side plates of the winches.

type	length	width	pulling force	weight	art.-no.
OPT-04	500 cm	25 mm	8.0 kN	0.34 kg	105518
OPT-05	800 cm	50 mm	40.0 kN	1.85 kg	105519

Polyester Ropes



Polyester Ropes

high load capacity, ductile polyester ropes, 16-times woven. Eyelets on both sides.

Further versions on request

type	length	rope-Ø	breaking load	weight	art.-no.
PFS 8-150	150 m	8 mm	14.3 kN	6.0 kg	105650
PFS 8-200	200 m	8 mm	14.3 kN	8.0 kg	105651
PFS 8-250	250 m	8 mm	14.3 kN	10.0 kg	105652
PFS 12-150	150 m	12 mm	30.0 kN	14.7 kg	105654
PFS 12-200	200 m	12 mm	30.0 kN	19.6 kg	105655
PFS 12-250	250 m	12 mm	30.0 kN	24.5 kg	105656
PFS 16-150	150 m	16 mm	48.0 kN	28.2 kg	105657
PFS 16-200	200 m	16 mm	48.0 kN	37.6 kg	105658
PFS 16-250	250 m	16 mm	48.0 kN	47.0 kg	105659

Recommended Accessories

Rope Winder SW 200



Rope winder

for easy coiling and decoiling of ropes for winches

dimensions 800 mm x 570 mm x 590 mm

capacity	load capacity	weighth	art.-no.
200 m Ø 16 mm / 250 m Ø 12 mm	50 kg	8 kg	107128

Cable Grips



galvanized steel wires

hand woven

available in stainless steel

cable-Ø (mm)	practical breaking load (kN)	pulling-force (kN)	weight* (kg)	W 600 mm art.-no.	W 900 mm art.-no.
10 - 20	18.8	9.4	0.22	109001	108000
20 - 30	22.6	11.3	0.35	109002	108001
30 - 40	37.0	18.5	0.50	109003	108002
40 - 50	55.0	27.5	0.80	109004	108003
50 - 65	55.0	27.5	0.85	109005	108004
65 - 80	73.2	36.6	1.08	109006	108005
80 - 95	73.2	36.6	1.24	109007	108006
95 - 110	85.0	42.5	1.73	109008	108007
110 - 130	106.0	53.0	1.79	109009	108008
130 - 150	106.0	53.0	1.94		108009
150 - 180	127.0	63.5	2.09		108010

* for W 900 mm only



VSG-H 400

Pushing unit for cable laying

Hydraulic cable feeder
with capstan



The Katimex cable pusher, VSG-H 400 is used to reduce the pulling force during the cable pull and thereby protects the cable. The VSG-H 400 is mainly used when the required pulling force is higher than the recommended maximum pulling force given by the manufacturer.

The cable pusher can be used to pull conduits, cables or the Polykat® fiberglass profile with a diameter of 9 mm or larger while the lateral capstan head is used to pull cables with a polyester fiber rope in combination with a cable grip.

The VSG-H 400 was especially developed to be used in narrow places and can also be operated within buildings, industrial facilities or ships. Small height and light weight enable the user to place the unit directly into a cable tray.


In addition, a torsion-free unwinding of the cable from its drum as well as a clean laying of KR- or SNR-bundles in the ground is achieved. The memory effect of the torsion which is located on the drum will be reduced or even eliminated. Twist-free SNR-bundles reduce the friction force inside the conduits and expand the maximum blow-in length drastically.

Applications

- Due to its extremely compact design and small dimensions the VSG-H 400 can be used in narrow spaces i.e. cable trenches or ducts, within buildings, in industrial plants or within bigger machines and ships.
- Due to the light weight and the small height the pusher can be placed directly into a cable tray i.e. underneath the ceiling

Advantages

- Supports the cable pull
- Reduces the pulling force
- Preserves cables and conduits
- Accelerates the work process
- Torsion-free unwinding of the drum
- Makes the pulling of cables and conduits with polyester rope possible through the lateral capstan head



Technical data



To operate the VSG-H 400 a hydraulic unit with the following minimum requirements is necessary:
30 liter/minute flow rate (hydraulic-oil)
150 bar hydraulic pressure

The pushing forces relate to possible maximum values when using dry rollers and cables. Lubricant must be used in the direction of the working process after the pushing unit.

Art.-No.	105940
Thrust (kg) ~ dN	max 400
Feeding speed (m/min)	0 - 40
Cable diameters (mm)	9 - 70
Weight (kg)	25
Volume flow rate [l/min]	0-30
Hydraulic pressure [bar]	150
Feeding speed (in the middle range of the traction wheel - Ø 7mm)	
at 5 l/min	8 m/min
at 25 l/min	40 m/min
Pulling force at the capstan [kg]	max. 350
Dimensions [cm]	45,5x29x33

Accessories required:

**Hydraulic power unit
Hycon HPP13 Flex**

with 13 PS Honda fuel engine
art.-no.: 105930

Product information

smooth adjustment between 0 and 30 lpm up to 150 bar.
(Ethma category „C“)

Including ON / OFF switch for hydraulic circle

Without hydraulic oil. Syntetic and organic oils can be used.

Attention - insert hydraulic oil before operating!

Weight: 81 kg

Dimensiones:
715 x 622 x 605 mm



**Hose package for hydraulic
power unit Hycon HPP 13 Flex**

6 m, ½ inch

art.-no.: 105931

Product information

Double hose for hydraulic tool, incl. ½ inch flat-sealing clutch, empty, (ca. 2 litre hydraulic oil required)

Attention - insert hydraulic oil before operating!



**Safety grid for hydraulic power
unit Hycon Hpp13 flex**

art.-no.: 105932

Product information

Safety grid for hydraulic power unit to cover the fuel engine, made for site use.



Hydraulic cable winch KZW-H 10

with cable drum 10 kN

For versatile
cable laying



The **cable winch KZW-H 10** is compactly constructed. It is versatile and thanks to the short set-up time always fast to use. Pulling force is generated by the cable drum. Speed and direction of rotation can be adjusted via the control panel at any time.

Pulling forces can be read permanently by means of a display. The manual supports allow for a stable stand, even in difficult terrain.

KZW-H 10 is a quality product and fulfills highest technical requirements. The winch is produced according to the EC Machinery Directive. The chassis can be approved for public roads.

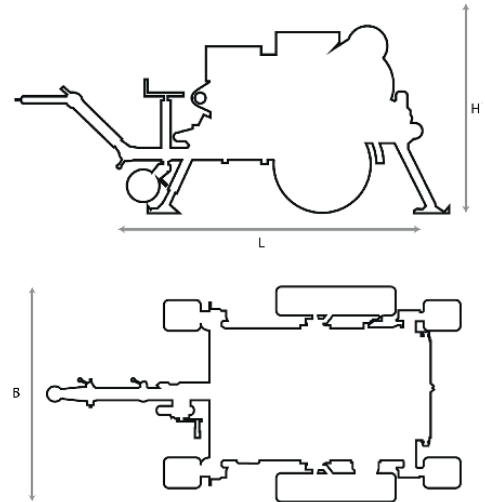
- Pulling speed max. 40 m/min
- Detachable drum
- Automatically swinging rope-winder with neutral position for manual handling
- Dynamometer to read the pull force
- Freewheel to blow-in a rope
- Hydraulic safety brake
- Rigid axis and drawbar
- Eyelets and retainers to anchor and lift the winch
- Manual supports to stabilize the winch
- Heat exchanger to cool the oil in the hydraulic circuit
- Adjustable pulley for vertical and horizontal cable pulls





Hydraulic cable winch

Technical Information	
Art.-no.	105480
Pulling force max.	10 kN
Pulling force at speed max.	4 kN
Speed max.	40 m/min
Speed with pulling force max.	15 m/min
Drum diameter inside	200 mm
Drum diameter outside	500 mm
Drum width	500 mm
Capacity of steel cable 8 mm	800 m
Capacity of steel cable 10 mm	500 m
Dimensions (LxWxH)	1200 x 1050 x 850 mm
Weight (without steel cable)	350 kg



Engine	
Engine type	Petrol engine
Power	8.8 kW
Cooling system	air cooling
Engine starter	via rope

To ensure maximum comfort, we offer the following options:

Options	
Description	Art.-no.
1. Pulling force-cutoff (the engine stops if a preset pullingforce is reached)	105485
2. Diesel engine with rope starter	105483
3. Electric starter mit 12V battery	105484
4. PVC facing (body)	105482
5. Axle with height-adjustable drawbar and wheels, for public road, max. speed 60 km/h, with mechanical parking brake	105481
6. Road traffic registration	105331

*not upgradeable

Steel cable		Description	Ø	Breaking load	Length max.	Art-No.
	AC Standard 6 x 36	AC Standard 6 x 36	8 mm	40.0 kN	800 m	105678
		LR 19 x 7	8 mm	40.0 kN	800 m	105688
	LR 19 x 7	AC Standard 6 x 36	10 mm	70.0 kN	500 m	105680
		LR 19 x 7	10 mm	70.0 kN	500 m	105690



Hydraulic cable winch KZW-H 30

with two capstans 30 kN

Quick and easy
underground cabling



Working on underground cabling requires the highest degree of safety and reliability. The cable pulling Winch **KZW-H** was developed for underground laying of cables, pipes and fibre optic lines. It is characterized by compact design and high pulling force.

To use the winch the lockable flap of the control panel is opened and the winch is anchored on the ground: short set-up times minimize set-up costs!

Traction force, speed and drawn cord lengths are displayed on the large color screen permanently. The intuitive controls are carried out via a clear control panel. Speed and direction of rotation can be adjusted at any time.

The USB port allows transferring data to an external storage media. Data include the maximum pulling force and the working hours. The integrated software enables an easy read-out of the data. With an optional thermal printer the data can be printed out on site.

The **KZW-H 30** fulfills highest technical requirements. The closed, sound-insulated unit reduces operating noise to a minimum. The winch is produced according to the EC Machinery Directive. The chassis can be approved for public roads.

- Pulling force up to 30 kN
- Pulling speed max. 80 m/min.
- Control panel with color screen
- Hydraulic recoil brake
- Chassis with damped axles
- Eyelets and retainers to anchor and lift the winch
- Extractable reel with automatic rope-winder
- Mechanical supports in the front and the back
- Trailer hitch either for car or truck

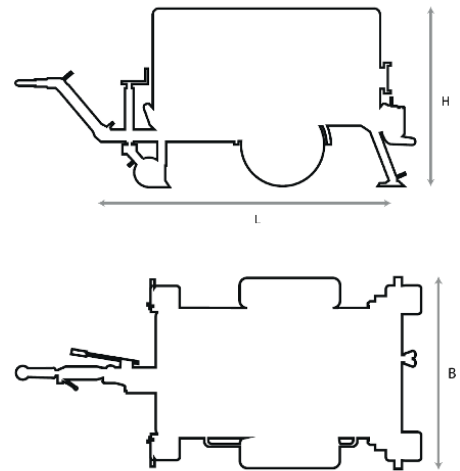




Hydraulic cable winch

Technical Information

Art.-no.	105330
Pulling force max.	30 kN
Pulling force at speed max.	5 kN
Speed max.	80 m/min
Speed with pulling force max.	16 m/min
Double capstan	2 x Ø 200 mm
Drum diameter	600 mm
Capacity of steel cable 8 mm	1000 m
Capacity of steel cable 10 mm	650 m
Dimensions (LxWxH)	2100 x 1300 x 1300 mm
Weight (without steel cable)	1000 kg



Engine

Engine type	Diesel engine
Power	20 kW
Cooling system	Water cooling
Electrical wiring	12 V

To ensure maximum comfort, we offer the following options:

Options

Description	Art.-no.
1. Road traffic registration with drawbar for car	105331
2. Road traffic registration with drawbar for truck	105361
3. Remote control via cable, 10 m cable length*	105332
4. Radio remote control, max. distance 50 m*	105333
5. Thermal printer in aluminium case	105335
6. Hydraulic feet*	105336
7. Motorized rubber track (caterpillars, no road traffic registration possible)*	105420


*not upgradeable

Accessories

Description	Art.-no.
Telescope appliance to redirect the rope into a duct	105334

Steel cable

Description	Ø	Breaking load	Length max.	Art.-no.
AC Standard 6 x 36	8 mm	40.0 kN	1000 m	105678
LR 19 x 7	8 mm	40.0 kN	1000 m	105688
AC Standard 6 x 36	10 mm	70.0 kN	650 m	105680
LR 19 x 7	10 mm	70.0 kN	650 m	105690



LR 19 x 7



Hydraulic cable winch KZW-H 40 with two capstans 40 kN

For laying pipes,
cable and fibreglass



The **cable winch KZW-H** can be used in a wide range of applications and characterized by compact design and high performance.

To use the winch the lockable flap of the control panel is opened and the winch is anchored on the ground: short set-up times minimize set-up costs!

Traction force, speed and drawn cord lengths are displayed on the large color screen permanently. The intuitive controls are carried out via a clear control panel. Speed and direction of rotation can be adjusted at any time.

The USB port allows transferring data to an external storage media. Data include the maximum pulling force and the working hours. The integrated software enables an easy read-out of the data. With an optional thermal printer the data can be printed out on site.

The **KZW-H 40** fulfills highest technical requirements. The closed, sound-insulated unit reduces operating noise to a minimum. The winch is produced according to the EC Machinery Directive. The chassis can be approved for public roads.

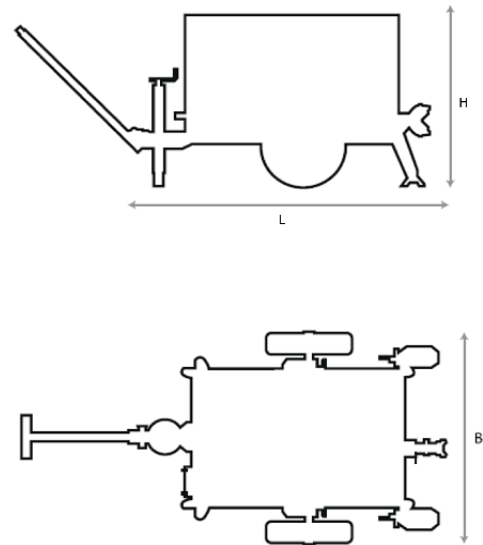
- Pulling force up to 40 kN
- Pulling speed max. 60 m/min.
- Control panel with color screen
- Hydraulic recoil brake
- Chassis with damped axles
- Heat exchanger to cool the oil in the hydraulic circuit
- Eyelets and retainers to anchor and lift the winch
- Extractable reel with automatic rope-winder
- Mechanical supports in the front and the back
- Trailer hitch either for car or truck





Hydraulic cable winch

Technical Information	
Art.-no.	105340
Pulling force max.	40 kN
Pulling force at speed max.	10 kN
Speed max.	60 m/min
Speed with pulling force max.	16 m/min
Double capstan	2 x Ø 280 mm
Drum diameter	520 mm
Capacity of steel cable 10 mm	1200 m
Capacity of steel cable 12 mm	1000 m
Dimensions (LxWxH)	3100 x 1700 x 1750 mm
Weight (without steel cable)	1900 kg



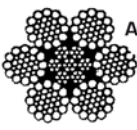

Engine	
Engine type	Diesel engine
Power	26 kW
Cooling system	Water cooling
Electrical wiring	12 V

To ensure maximum comfort, we offer the following options:

Options	
Description	Art.-no.
1. Road traffic registration with drawbar for car	105331
2. Road traffic registration with drawbar for truck	105361
3. Remote control via cable, 10 m cable length*	105332
4. Radio remote control, max. distance 50 m*	105333
5. Thermal printer in aluminium case	105335
6. Hydraulic feet*	105336
7. Motorized rubber track (caterpillars, no road traffic registration possible)*	105422

* not upgradeable

Accessories	
Description	Art.-no.
Telescope appliance to redirect the rope into a duct	105334

Steel cable					
	Description	Ø	Breaking load	Length max.	Art.-no.
	AC Standard 6 x 36	10 mm	70.0 kN	1200 m	105680
	LR 19 x 7	10 mm	70.0 kN	1200 m	105690
	AC Standard 6 x 36	12 mm	100.0 kN	1000 m	105682
	LR 19 x 7	12 mm	100.0 kN	1000 m	105692

LR 19 x 7



Hydraulic cable winch KZW-H 50 with two capstans 50 kN

For laying pipes,
cable and fibreglass



This **cable winch** can be used in a wide range of applications and characterized by compact design. The **KZW-H 50** impresses with its enormous performance of 50 kN maximum pulling force.

To use the winch the lockable flap of the control panel is opened and the winch is anchored on the ground: short set-up times minimize set-up costs!

Traction force, speed and drawn cord lengths are displayed on the large color screen in real-time. The intuitive controls are carried out via a clear control panel. Speed and direction of rotation can be adjusted at any time.

The USB port allows transferring data to an external storage media. Data include the maximum pulling force and the working hours. The integrated software enables an easy read-out of the data. With an optional thermal printer the data can be printed out on site.

The **KZW-H 50** fulfills highest technical requirements. The closed, sound-insulated unit reduces operating noise to a minimum. The winch is produced according to the EC Machinery Directive. The chassis can be approved for public roads.

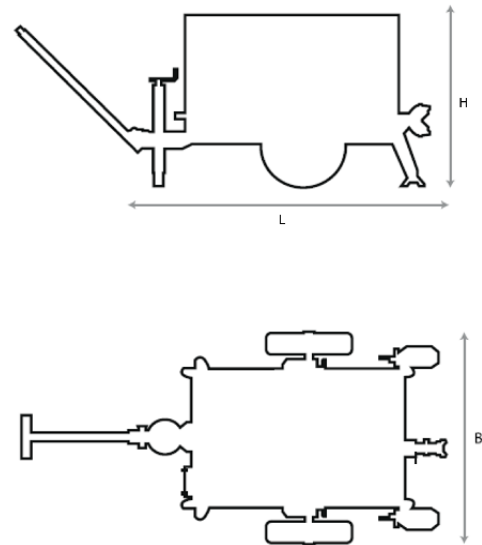
- Pulling force up to 50 kN
- Pulling speed max. 60 m/min.
- Control panel with color screen
- Hydraulic recoil brake
- Chassis with damped axles
- Heat exchanger to cool the oil in the hydraulic circuit
- Eyelets and retainers to anchor and lift the winch
- Extractable reel with automatic rope-winder
- Mechanical supports in the front and the back
- Trailer hitch either for car or truck





Hydraulic cable winch

Technical Information	
Art.-no.	105350
Pulling force max.	50 kN
Pulling force at speed max.	10 kN
Speed max.	60 m/min
Speed with pulling force max.	13 m/min
Double capstan	2 x Ø 280 mm
Drum diameter	520 mm
Capacity of steel cable 10 mm	1200 m
Capacity of steel cable 12 mm	1000 m
Capacity of steel cable 14 mm	750 m
Dimensions (LxWxH)	3100 x 1700 x 1750 mm
Weight (without steel cable)	1900 kg




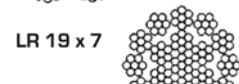
Engine	
Engine type	Diesel engine
Power	26 kW
Cooling system	Water cooling
Electrical wiring	12 V

To ensure maximum comfort, we offer the following options:

Options	
Description	Art.-no.
1. Road traffic registration with drawbar for car	105331
2. Road traffic registration with drawbar for truck	105361
3. Remote control via cable, 10 m cable length*	105332
4. Radio remote control, max. distance 50 m*	105333
5. Thermal printer in aluminium case	105335
6. Hydraulic feet*	105336
7. Motorized rubber track (caterpillars, no road traffic registration possible)*	105424

* not upgradeable

Accessories	
Description	Art.-no.
Telescope appliance to redirect the rope into a duct	105354

Steel cable					
	Description	Ø	Breaking load	Length max.	Art.-no.
	AC Standard 6 x 36	10 mm	70.0 kN	1200 m	105680
	LR 19 x 7	10 mm	70.0 kN	1200 m	105690
	AC Standard 6 x 36	12 mm	100.0 kN	1000 m	105682
	LR 19 x 7	12 mm	100.0 kN	1000 m	105692
	AC Standard 6 x 36	14 mm	130.0 kN	750 m	105684
	LR 19 x 7	14 mm	140.0 kN	750 m	105694



Hydraulic cable winch KZW-H 100

with two capstans 100 kN

Powerhouse for
underground cabling



The **cable winch KZW-H 100** impresses with its light and compact construction combined with a spectacular pulling force up to 100 kN. To use the winch the lockable flap of the control panel is opened and the winch is anchored on the ground. Labourious set-up times are no longer required.

Traction force, speed and drawn cord lengths are displayed on the large color screen permanently. The intuitive controls are carried out via a clear control panel. Speed and direction of rotation can be adjusted with the hydraulic circulation at any time.

The USB port allows transferring data to an external storage media. Data include the maximum pulling force and the working hours. The integrated software enables an easy read-out of the data. With an optional thermal printer the data can be printed out on site.

The **KZW-H 100** is a quality product and fulfills highest technical requirements. The closed, sound-insulated unit reduces operating noise to a minimum. The winch is produced according to the EC Machinery Directive. The chassis can be approved for public roads.

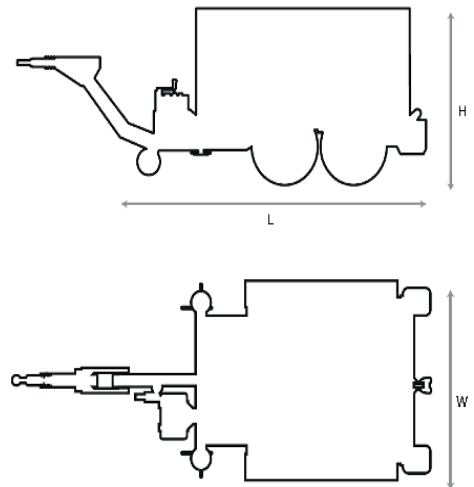
- Pulling force up to 100 kN
- Pulling speed max. 55 m/min.
- Metal case with doors
- Control panel with color screen
- Hydraulic recoil brake
- Chassis with damped twin axles
- Heat exchanger to cool oil in the hydraulic circuit
- Reel with automatic rope-winder
- Extractable reel
- Mechanical supports in the front and the back
- Trailer hitch for truck





Hydraulic cable winch

Technical Information	
Art.-no.	105490
Pulling force max.	100 kN
Pulling force at speed max.	20 kN
Speed max.	55 m/min
Speed with pulling force max.	11 m/min
Double capstan	2 x Ø 300 mm
Drum diameter	850 mm
Capacity of steel cable 12 mm	1500 m
Capacity of steel cable 14 mm	1100 m
Capacity of steel cable 16 mm	850 m
Dimensions (LxWxH)	3100 x 1850 x 1650 mm
Weight (without steel cable)	2100 kg



Engine	
Engine type	Diesel engine
Power	33,5 kW
Cooling system	Water cooling
Electrical wiring	12 V

To ensure maximum comfort, we offer the following options:

Options	
Description	Art.-no.
1. Road traffic registration with drawbar for truck	105361
2. Remote control via cable, 10 m cable length*	105332
3. Radio remote control, max. distance 50 m*	105333
4. Thermal printer in aluminium case	105335
5. Hydraulic feet*	105336
6. Motorized rubber track (caterpillars, no road traffic registration possible)*	105426
7. Device to start diesel engine and hydraulic by low temperature	105399

* not upgradeable

Accessories	
Description	Art.-no.
Telescope appliance to redirect the rope into a duct	105354

Steel cable		Description	Ø	Breaking load	Length max.	Art.-no.
	AC Standard 6 x 36	AC Standard 6 x 36	12 mm	100.0 kN	1500 m	105682
		LR 19 x 7	12 mm	100.0 kN	1500 m	105692
		AC Standard 6 x 36	14 mm	130.0 kN	1100 m	105684
		LR 19 x 7	14 mm	140.0 kN	1100 m	105694
	LR 19 x 7	AC Standard 6 x 36	16 mm	160.0 kN	850 m	105686
		LR 19 x 7	16 mm	180.0 kN	850 m	105696



Steel cable

for winches of the series KZW-H


Strong steel cable
for heavy loads



Pulling heavy cable requires more than a strong winch. Without both heavy-duty and stable steel cable, professional cable lying is not possible. The requirements on modern steel cable are enormous. For this reason Katimex offers a high-quality steel cable suitable for all winches of the series KZW-H. With the combination of wear and corrosion-resistant material and a special rope-geometry, KATIMEX reaches remarkable breaking loads and highest durability's.

- Especially suitable for winches of the KZW-H series
- Made of high quality bright steel
- Low stretch and twist

Technical Information



AC Standard 6 x 36, not galvanized

These solid steel cables, i.e. wire cables with steel inserts, offer a minor amount compliance of the cable core and a particularly high dimensional stability. The denser metal profile of the full steel cables leads to a considerably lower specific strain of the individual wires. This is very advantageously and has a positive effect on the duration of the cable. This steel cable consists of 216 braided single strands. The breaking load of the individual strands is 180 kg / mm².

Cable sold by the metre

Ø	Ø Strap	Breaking load	Weight	Art.-no.
8 mm	0,50 mm	40 kN	0,28 kg/m	105678
10 mm	0,62 mm	70 kN	0,43 kg/m	105680
12 mm	0,75 mm	100 kN	0,62 kg/m	105682
14 mm	0,77 mm	130 kN	0,82 kg/m	105684
16 mm	0,88 mm	160 kN	1,07 kg/m	105686
18 mm	0,99 mm	220 kN	1,35 kg/m	105687

LR 19 x 7, not galvanized

This steel cable is particularly low-twisting due to its construction which makes it the perfect winch cable. The medium soft nature and the medium stretch are further positive features that make this steel cable perfectly suitable for all winches. Swivels can be used without restriction. The braided long lay cable made of 133 single straps each have a breaking load of 200 kg/mm².

Cable sold by the metre

Ø	Ø Strap	Breaking load	Weight	Art.-no.
8 mm	0,51 mm	40 kN	0,27 kg/m	105688
10 mm	0,64 mm	70 kN	0,41 kg/m	105690
12 mm	0,76 mm	100 kN	0,60 kg/m	105692
14 mm	0,89 mm	140 kN	0,81 kg/m	105694
16 mm	1,02 mm	180 kN	1,06 kg/m	105696
18 mm	1,15 mm	230 kN	1,34 kg/m	105697

